

Surface Mount Fuse, 5 x 20 mm, Time-Lag T, H, 250 VAC, Au plating



IEC 60127-2 · 250VAC · 300VDC · Time-Lag T

See below:

[Approvals and Compliances](#)**Description**

- Directly solderable on printed circuit boards
- IEC Standard Fuse
- H = High Breaking Capacity


Applications

- Primary protection on SMD PCBs

References[Packaging Details](#)**Weblinks**

[pdf data sheet](#), [html data sheet](#), [General Product Information](#), [Packaging details](#), [Distributor-Stock-Check](#), [Detailed request for product](#), [Microsite](#)

Technical Data

| | |
|------------------------------|---|
| Rated Voltage | 250VAC, 300VDC |
| Rated current | 1 - 16A |
| Breaking Capacity | 500A - 1500A |
| Characteristic | Time-Lag T |
| Mounting | PCB,SMT |
| Admissible Ambient Air Temp. | -55°C to 125°C |
| Climatic Category | 55/125/21 acc. to IEC 60068-1 |
| Material: Housing | Ceramic |
| Material: Terminals | Gold-Plated Copper Alloy |
| Unit Weight | 1 g |
| Storage Conditions | 0°C to 60°C, max. 70% r.h. |
| Product Marking |  Rated current, Rated Voltage, Characteristic, Breaking Capacity |

| | |
|------------------------------|--|
| Soldering Methods | Reflow Soldering Profile |
| Solderability | 245°C / 3sec acc. to IEC 60068-2-58, Test Td |
| Resistance to Soldering Heat | 260°C / 10sec acc. to IEC 60068-2-58, Test Td |
| Moisture Sensitivity Level | MSL 1, J-STD-020 |
| Case Resistance | acc. to EIA/IS-722, Test 4.7 >100 MΩ (between leads and body) |
| Resistance to Vibration | acc. to IEC 60068-2-6, test Fc |
| Thermal Shock | MIL-STD-202, Method 107D (200 air-to-air cycles from -55 to +125°C) |
| Moisture Resistance Test | MIL-STD-202, Method 106E (50 cycles in a temp./mister chamber) |
| Resistance to Solvents | MIL-STD-202, Method 215 |
| Terminal Strength | MIL-STD-202, Method 211A (Deflection of board 1 mm for 1 minute) |

Approvals and Compliances




Detailed information on product approvals, code requirements, usage instructions and detailed test conditions can be looked up in [Details about Approvals](#)

SCHURTER products are designed for use in industrial environments. They have approvals from independent testing bodies according to national and international standards. Products with specific characteristics and requirements such as required in the automotive sector according to IATF 16949, medical technology according to ISO 13485 or in the aerospace industry can be offered exclusively with customer-specific, individual agreements by SCHURTER.

Approvals



The approval mark is used by the testing authorities to certify compliance with the safety requirements placed on electronic products.

Approval Reference Type: SMD-SPT

| Approval Logo | Certificates | Certification Body | Description |
|---|-------------------------------|--------------------|--|
|  | VDE Approvals | VDE | VDE Certificate Number: 40010881 |
|  | UL Approvals | UL | UL File Number: E41599 |
|  | CCC Approvals | CCC | CCC Certificate Number: 2011010207464143 |

Product standards

Product standards that are referenced

| Organization | Design | Standard | Description |
|--|-----------------------|--------------------|---|
|  | Designed according to | UL 248-14 | Low voltage fuses - Part 14: Additional fuses |
|  | Designed according to | CSA22.2 No. 248.14 | Low-Voltage Fuses - Part 14: Supplemental Fuses |





Application standards

Application standards where the product can be used

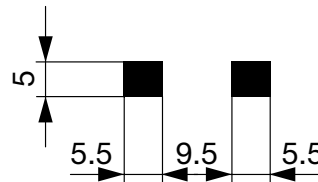
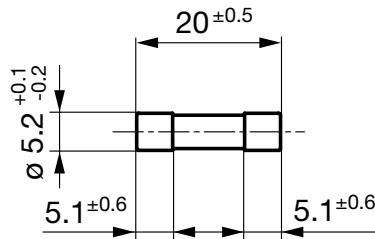
| Organization | Design | Standard | Description |
|--|--------------------------------|--------------|---|
|  | Designed for applications acc. | IEC/UL 60950 | IEC 60950-1 includes the basic requirements for the safety of information technology equipment. |

Compliances

The product complies with following Guide Lines

| Identification | Details | Initiator | Description |
|--|--|-------------|---|
|  | CE declaration of conformity | SCHURTER AG | The CE marking declares that the product complies with the applicable requirements laid down in the harmonisation of Community legislation on its affixing in accordance with EU Regulation 765/2008. |
|  | RoHS | SCHURTER AG | EU Directive RoHS 2011/65/EU |
|  | China RoHS | SCHURTER AG | The law SJ / T 11363-2006 (China RoHS) has been in force since 1 March 2007. It is similar to the EU directive RoHS. |
|  | REACH | SCHURTER AG | On 1 June 2007, Regulation (EC) No 1907/2006 on the Registration, Evaluation, Authorization and Restriction of Chemicals 1 (abbreviated as "REACH") entered into force. |

Dimension [mm]



Soldering pads

Pre-Arcing Time

| Rated Current In | 1.5 x In min. | 2.1 x In max. | 2.75 x In min. | 2.75 x In max. | 4.0 x In min. | 4.0 x In max. | 10.0 x In min. | 10.0 x In max. |
|------------------|---------------|---------------|----------------|----------------|---------------|---------------|----------------|----------------|
| 1 A - 3.15 A | 60 min | 30 min | 750 ms | 80 s | 95 ms | 5 s | 10 ms | 150 ms |
| 4 A - 6.3 A | 60 min | 30 min | 750 ms | 80 s | 150 ms | 5 s | 10 ms | 150 ms |
| 8 A - 10 A | 30 min | 30 min | 750 ms | 80 s | 150 ms | 5 s | 10 ms | 150 ms |
| 12.5 A - 16 A | 15 min | 30 min | 750 ms | 80 s | 150 ms | 5 s | 20 ms | 150 ms |

Time-Current-Curves




All Variants

| Rated Current [A] | Rated Voltage [VAC] | Rated Voltage [VDC] | Breaking Capacity | Voltage Drop 1.0 I _n max. [mV] | Voltage Drop 1.0 I _n typ. [mV] | Power Dissipation 1.5 I _n max. [mW] | Power Dissipation 1.5 I _n typ. [mW] | Melting I ² t 10.0 I _n typ. [A ² s] |  |  |  | Order Number |
|-------------------|---------------------|---------------------|-------------------|---|---|--|--|--|---|---|---|--------------|
| 1 | 250 | 300 | 1) | 250 | 180 | 2500 | 500 | 1.1 | ● | ● | ● | 0001.2704.11 |
| 1 | 250 | 300 | 1) | 250 | 180 | 2500 | 500 | 1.1 | ● | ● | ● | 0001.2704.22 |
| 1.25 | 250 | 300 | 1) | 250 | 150 | 2500 | 500 | 1.86 | ● | ● | ● | 0001.2705.11 |
| 1.25 | 250 | 300 | 1) | 250 | 150 | 2500 | 500 | 1.86 | ● | ● | ● | 0001.2705.22 |
| 1.6 | 250 | 300 | 1) | 200 | 130 | 2500 | 500 | 4.35 | ● | ● | ● | 0001.2706.11 |
| 1.6 | 250 | 300 | 1) | 200 | 130 | 2500 | 500 | 4.35 | ● | ● | ● | 0001.2706.22 |
| 2 | 250 | 300 | 1) | 190 | 120 | 2500 | 600 | 9.2 | ● | ● | ● | 0001.2707.11 |
| 2 | 250 | 300 | 1) | 190 | 120 | 2500 | 600 | 9.2 | ● | ● | ● | 0001.2707.22 |
| 2.5 | 250 | 300 | 1) | 180 | 100 | 2500 | 600 | 11.7 | ● | ● | ● | 0001.2708.11 |
| 2.5 | 250 | 300 | 1) | 180 | 100 | 2500 | 600 | 11.7 | ● | ● | ● | 0001.2708.22 |
| 3.15 | 250 | 300 | 1) | 140 | 100 | 4000 | 800 | 33.7 | ● | ● | ● | 0001.2709.11 |
| 3.15 | 250 | 300 | 1) | 140 | 100 | 4000 | 800 | 33.7 | ● | ● | ● | 0001.2709.22 |
| 4 | 250 | 150 | 2) | 100 | 90 | 4000 | 900 | 62.4 | ● | ● | ● | 0001.2710.11 |
| 4 | 250 | 150 | 2) | 100 | 90 | 4000 | 900 | 62.4 | ● | ● | ● | 0001.2710.22 |
| 5 | 250 | 150 | 2) | 100 | 90 | 4000 | 1200 | 97.5 | ● | ● | ● | 0001.2711.11 |
| 5 | 250 | 150 | 2) | 100 | 90 | 4000 | 1200 | 97.5 | ● | ● | ● | 0001.2711.22 |
| 6.3 | 250 | 150 | 2) | 100 | 70 | 4000 | 1200 | 171 | ● | ● | ● | 0001.2712.11 |
| 6.3 | 250 | 150 | 2) | 100 | 70 | 4000 | 1200 | 171 | ● | ● | ● | 0001.2712.22 |
| 8 | 250 | 150 | 3) | 100 | 70 | 4000 | 1300 | 268 | ● | ● | ● | 0001.2713.11 |
| 8 | 250 | 150 | 3) | 100 | 70 | 4000 | 1300 | 268 | ● | ● | ● | 0001.2713.22 |
| 10 | 250 | 150 | 3) | 100 | 70 | 4000 | 2100 | 400 | ● | ● | ● | 0001.2714.11 |
| 10 | 250 | 150 | 3) | 100 | 70 | 4000 | 2100 | 400 | ● | ● | ● | 0001.2714.22 |
| 12.5 | 250 | 125 | 4) | 100 | 70 | 4000 | 2500 | 563 | ● | ● | ● | 0001.2715.11 |
| 12.5 | 250 | 125 | 4) | 100 | 70 | 4000 | 2500 | 563 | ● | ● | ● | 0001.2715.22 |
| 16 | 250 | 125 | 4) | 100 | 70 | 4000 | 3000 | 1272 | ● | ● | ● | 0001.2716.11 |
| 16 | 250 | 125 | 4) | 100 | 70 | 4000 | 3000 | 1272 | ● | ● | ● | 0001.2716.22 |

Most Popular.

Availability for all products can be searched real-time: <https://www.schurter.com/en/Stock-Check/Stock-Check-SCHURTER>

| Rated Current [A] | Rated Voltage [VAC] | Rated Voltage [VDC] | Breaking Capacity | Voltage Drop 1.0 I _n max. [mV] | Voltage Drop 1.0 I _n typ. [mV] | Power Dissipation 1.5 I _n max. [mW] | Power Dissipation 1.5 I _n typ. [mW] | Melting I ² t 10.0 I _n typ. [A ² s] |  | Order Number |
|--|---|---------------------|-------------------|---|---|---|---|--|---|--------------|
| 1) IEC: 1500 A @ 250 VAC, p.f. = 0.7 - 0.8 | | | | | | | | | | |
| 1) UL: 10 kA @ 125 VAC, p.f. = 0.7 - 0.8 / 1500 A @ 250 VAC, p.f. = 0.7 - 0.8 / 1500 A @ 300 VDC | | | | | | | | | | |
| 2) IEC: 1500 A @ 250 VAC, p.f. = 0.7 - 0.8 | | | | | | | | | | |
| 2) UL: 10 kA @ 125 VAC, p.f. = 0.7 - 0.8 / 1500 A @ 250 VAC, p.f. = 0.7 - 0.8 / 1500 A @ 150 VDC | | | | | | | | | | |
| 3) IEC: 1000 A @ 250 VAC | | | | | | | | | | |
| 3) UL: 1000 A @ 250 VAC / 1500 A @ 150 VDC | | | | | | | | | | |
| 4) UL: 500 A @ 125 VAC, p.f. = 0.7 - 0.8 / 1000 A @ 125 VAC / 500 A @ 250 VAC / 1500 A @ 125 VDC | | | | | | | | | | |
| <hr/> | | | | | | | | | | |
| Packaging Unit | .xx = .11 Plastic Bag (100 pcs.) | | | | | | | | | |
| | .xx = .22 Blister Tape 33 cm Reel (1000 pcs.) | | | | | | | | | |